

NRW WHEEL OPTIONS – GENERAL INFORMATION



NobleRacingWheels (NRW) are motorsport grade wheels manufactured and supplied with bespoke fitment direct to us by the makers of BRAID wheels. Below is a general description on the main options available for the Noble M12/M400.

All NRW set options share the same clean spoke look, a style which we think especially suits the M12/M400. All are lighter than original 3R/M400 wheels (Fig 1); and a significantly lighter than the early 2.5/GTO3 (twin 5 spoke) design (Fig 2).



Fig 1



Fig 2

WEIGHTS - All Approximate

Reducing unsprung mass (wheels and tyres) will help your car's suspension work more effectively, and significantly reduce rotating mass which will make the car accelerate and stop faster. Replacing your original Noble wheels with NRW's is one of the simplest performance upgrades you can do.




Original NOBLE 3R wheels (Fig 1):	Front 12.7kg (28 lbs) / Rear 13.6kg (30 lbs)
Set A – Cast+	Front wheel marginally lighter than Set B & C.
Set B & C – Cast+	Front wheel: 10.4kg (23 lbs) / Rear wheel: 11.5kg (25.3 lbs)
Set D - Forged	Front wheel: 8.5kg (19 lbs) / Rear wheel: 9.5kg (21 lb)
OE Tyre Sizes (Pressures)	Front: 225/40 R18 (20 PSI / 1.37 BarG) / Rear wheel: 265/35 R18 (30 PSI / 2 BarG)

COLOUR OPTIONS – Colours (and paint finish) vary slightly by batch.



[Option Description - See Next Page]

NRW MAIN OPTIONS

<p>Set A 8" x 18" FRONT 10" x 18" REAR</p>	<p><i>Narrow front wheel (per some early cars, and understood to be per Rossion cars in the US). Available but none supplied to date, all Noble owners have opted for the options B, C or D.</i></p>
<p>Set B – Matched Front and Rear wheel faces 8.5" x 18" FRONT 10" x 18" REAR</p>	<p><i>Original Noble M12/M400 3R/M400 Rim dimensions - Matched Front and Rear wheel face/profile. Cast wheel with flow-formed completions.</i></p> 
<p>Set C – Concave Rear Wheel face 8.5" x 18" FRONT 10" x 18" REAR</p>	<p><i>Original Noble M12/M400 3R/M400 Rim dimensions – The same front wheel as Set B, but with a concave (dished) rear wheel design. Cast wheel with flow-formed completions.</i></p> 
<p>Set D – Matched Front and Rear wheel faces 8.5" x 18" FRONT 10" x 18" REAR</p>	<p><i>Original Noble M12/M400 3R/M400 Rim dimensions - Matched Front and Rear wheel face/profile (similar to Set B), but with thinner, fluted spokes. Forged wheels – lightest of all sets.</i></p> 
<p>Contact Us</p>	<p>info@nobleracingwheels.com; or nobleracingwheels@gmail.com</p>

Orders & Lead Times: UK delivery typically 4 weeks from Deposit